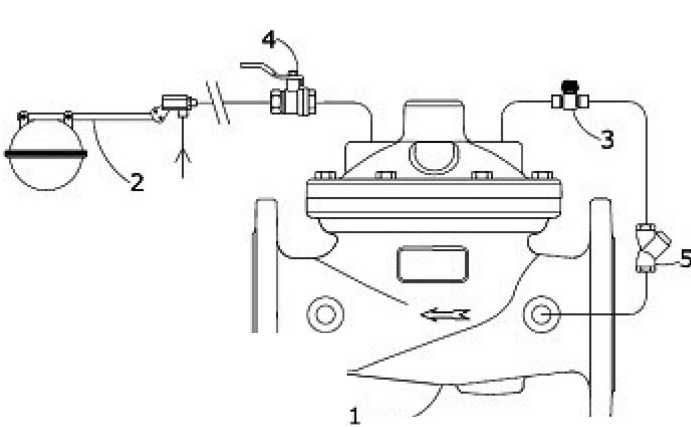


FLOAT VALVE

PRODUCT DESCRIPTION The float level control valves are hydraulic control valves that are used to control the water level of the water storing structures like cisterns, reservoirs, pressure reducing watering troughs, etc. that are being in the conduction lines. There must be minimum 7 meters water column pressure in the network for the main valve's doing of the opening-closing up function.



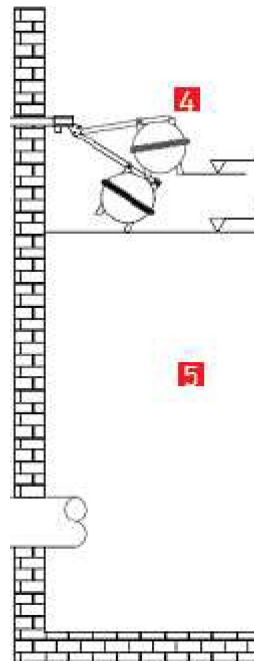
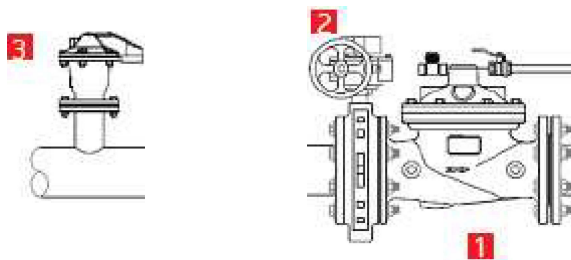
1. Main Valve
2. Float
3. Needle Valve
4. Ball Valve
5. Strainer



PROPERTIES

Because of the float control valve's structure is very simple, the usage of it is very advantageous to user. The valve's float assembly is modular. It is mounted at the desired manner easily to the structure which level control will be done. The hydraulic hose placed between the main valve and the float assembly is mounted easily to the valve and the float assembly. The float level control valve can be used as an opening-closing up valve with the help of the ball valve placed on it. The valve works with the line pressure entirely hydraulic without needing any extra energy.

1. Float Control Valve
2. Isolation Valve
3. Air Release Valve
4. Float
5. Reservoir



OPERATING MANUAL

Mount the valve according to the arrow placed on the valve that shows the flow direction. Mounting isolation valves (gate, butterfly or ball etc.) at the entrance direction for shutting-off the water in the line are recommended to ease the maintenance of the valve.

For the valve's efficient working it is recommended to use an air relief valve before the valve. Mount the float assembly of the float level control valve steadily to the reservoir. The main valve doesn't work if the float assembly is not steady.

After the float assembly mounted, get the mini ball valve placed on the main valve, as shown with 2, at the opened up position. When the mini ball valve is get to the closed up position, the main valve will close itself.

The hydraulic control valves are the control valves which working with the system pressure. In practice, the float level control valves must not be hydraulic, it must be mechanic float in the systems that their reservoir entrance pressure is near to "zero". Please contact us for additional info.

Evacuate the water in valve's actuator to the atmosphere to prevent freezing in winter.